













































- The Captain should hold the photo(s) and video(s) in trust.
- For a ship navigating international voyage, this checklist should be confirmed at any time, but, at least every 2 months.
- For a Korean Flagged Vessel calling to USCG/PARIS MoU Port, the crew should conduct a self-inspection with this checklist and send it to KR (psc@krs.co.kr)
- Master's notification of any accident or defects (including the repair works by the crew on board) to the company (for notification to the Admin. & Flag with the maintenance plan provided), PSC Authority(including local agent and KR at the earliest opportunity is to be made, and the company's action for rectification at the port is to be ready.
-  : The photo(s) for each item as mandatory •  : Test hammering
- Effective date : 31 July 2023
- • Results# - "X" : DONE "-" : N/A

1	ISPS Check		Results#
	Item	Checking Point (Test Method)	
1.1	Security level display	①Display security level near gangway	
1.2	Gangway watch	①Continuous strict gangway watch	
1.3	Visit log	①Identification of visitors' photo ID and visit log maintained, etc	
1.4	Control of restricted areas	①Restricted areas controlled in accordance with levels set by SSP ②Restriction of access to prohibited areas(with the entrances sealed and/or proper measures taken, sealing or pad lock)	
2	Meeting Room		Results#
	Item	Checking Point (Test Method)	
2.1	Certificates	①Validity, Contents	
2.2	Stability booklet, grain loading manual	①Original copy on board	
2.3	Survey report file(ESP only)	①To be on board[KR report(CTS, EH)/TM report]	
2.4	SOPEP	①Updated list of national operational contact list ②Flag approval	
2.5	NOx technical file	①Original copy on board ②Record book of engine parameters ③Validity of EIAPP certificate	
2.6	Oil record book/Garbage record book/Ballast water record book	①Accurate entries(Especially, comparison with sound log book and oil record book, method of ballast water management used & etc.) ②Incinerated residue q'ty(To shore/On board) ③Bilge q'ty	
2.7	Garbage management plan/ Ballast water management plan	①To be on board ②Adequacy of record and familiarization of Officers with Regulations	
2.8	MLC related matters	①Full payment of wages ②Minimum rest hours properly provided to crews(Especially when ship arrival/departure procedures, transit of narrow channels, crews' drill/training and bunker oil receiving operations, etc)	
2.9	Cargo information	①Verified cargo weight evidences are onboard(Especially, container ships) and/or MSDS and/or cargo information	
2.10	PSC report	①Confirm the result of PSC deficiencies imposed after last class periodical survey ②Confirm Outstanding Deficiency (Clear before due date)	
3	Bridge		Results#
	Item	Checking Point (Test Method)	
3.1	Chart & notice to mariner	①Charts(Latest edition & small correction)	
3.2	Publication	①Lights list ②Tide table ③Sail. Dir. ④IAMSAR Manual	
3.3	Deck log book/Training record	①Drill records (Abandon ship/Fire drill-1M, Lifeboat launching-3M, Em'cy steering drill-3M, Davit-launched liferaft-4M, Entering to enclosed spaces-2M, etc.) ②Confirmation that drill details in deck log book is in accordance with training records files	
3.4	Lifejacket	①Lighting ②Marking ③Outward condition	

3.5	Immersion suit	①Condition (Glue/Zipper/Sewing parts, detached, stuck or rubber seal status, etc) ②Check type & size(Check match with approval certificate)	
3.6	Standard magnetic compass	①Lighting ②No bubble ③Deviation table	
3.7	MF/HF radio	①BQ/RQ test in Em'cy/Reserve of power  ②Familiarization	
3.8	EPIRB	①Test report ②Valid date of HRU ③Location	
3.9	AIS, Echo sounder,(S)VDR	①Working in order ②Fault alarm	
3.10	Water ingress system(If installed)	①Working ②Indicator ③Confirmation of WIS installation if a valid SOC with IMSBC is on board(Cargo ships constructed on or after 2010.07.01)	
3.11	Daylight signalling lamp	①Operation by em'cy power ②Operation at both ship sides ③Portable battery and at least 3 spare illuminants(Keel laid on or after 2002.07.01)	
3.12	Fire alarm & fire detection system	①Working(Sampling test, fault alarm) ②By em'cy power ③Alarm in 2 min.(Extension alarm) ④Spare fire detector	
3.13	Navigation light panel	①Alarm test ②Pilot lamp ③By em'cy power	
3.14	Emergency lighting	①Functioning ②No damage	
3.15	ECDIS	①Operation test ②Identify as the Critical Equipment on the SMS manual & maintain periodical check ③Familiarization of Deck Officers & Maintain the training and education records ④Version checking of ENC's ⑤Operation under both main and emergency source of power, etc.	
3.16	Watch keeping schedules(For ship underway or at port)/Muster list	①Watch keeping schedules(procedures) and muster list are established and posted on the bridge ②The number of personnel on board is considered in such lists.	
3.17	Deck officers familiarization with navigation equipment	①Familiarization of deck officers with navigational equipment's operating and maintenance	
4	Wing Bridge		Results [#]
	Item	Checking Point (Test Method)	
4.1	Quick release life-buoy	①Quick release ②Self-igniting light ③Expiration date	
4.2	Navigational light	①Matt black paint(Side light) ②Required angles ③No damage ④NUC light	
5	Outside of Accommodation		Results [#]
	Item	Checking Point (Test Method)	
5.1	Battery room	①Reserve condition for GMDSS ②Recharging  ③Connecting cable ④Explosion-proof lamp	
5.2	Em'cy generator room	①Functioning ②Gauges ③Isolate valve from Fuel ④Fuel q'ty (To be operated for 18 hours) ⑤Blackout test(test mode) ACB testing  (Before/After the test, photos for Kw Gauge)	
5.3	E/R ventilator & E/R funnel damper	①Ventilator damper's closing condition  & Funnel damper's closing condition(Check operation from outside)  ②Maintenance considering manufacturer's gap standard (ref.: abt. 3~4mm on the basis of new production) ③Leakage of control air line ④ Excessive corrosion 	
6	Survival Craft/Rescue Boat & Launching Arrangements		Results [#]
	Item	Checking Point (Test Method)	
6.1	Inflatable liferaft	①HRU ②Movable(if applicable) ③Weak link ④One HRU per each liferaft(Keel laid on or after 1998. 7. 1) ⑤Any obstruction above	
6.2	Annual thorough exam. by technician	①Report issued by technician	
6.3	Access route to survival craft	①No obstacle on the way	
6.4	Hull condition	①Hole/Crack ②Marking/Painting ③Retro-reflective tape ④Window condition(Clear view/Damage/Bolting)	

6.5	Davit (life boat, rescue boat & Davit-launched liferaft)	①Excessive corrosion  ②Limit switch ③Greasing for moving part ④Davit-launched liferaft operation by 2 nd means power(Accumulator, davit arm rotating angle for combined type)	
6.6	Sheave	①Working ②Excessive corrosion 	
6.7	Winch, motor & foundation	①Lower Bkts, Bolt/Nut  ②Fall renew(Every 5 year) ③Winch Brake ④Working(Oil leaking)	
6.8	Engine	①Repair if not started immediately ②Running(3 min.) & propulsion(FWD/AFT, full speed)  ③F.O level & Tk ④Battery recharged(if required) ⑤Two independent engine starting system ⑥Cooling water circulation (in case of outboard engine) 	
6.9	Open type	①Lifting Hook Assembly (Bracket, removing inventory)  	
6.10	Enclosed type	①Working ②Correct re-setting according to manufacturer's standard  ③Stowage of lifeboat ④Bottom plug	
6.11	Equipment	①Fire extinguisher ②Validity & Q'ty ③Safety belt color	
6.12	Lifeboat lowering	①Drill Test ②Remote lowering ③Brake ④Water-spray(if req.) ⑤Check for emergency lowering condition of Rescue boat	
6.13	Drill - fire, abandon ship (If necessary)	①Crew familiarization(Refer to fire fighting/abandon ship drill checklist provided by KR) ②Display instruction	
6.14.1	Major checking point during Fire Drill: ①The founder's reporting to the control station(bridge) and initial fire extinguishing in small fire only ②Communication between the fire location and the control station(bridge) ③Confirmation of the name of the crew wearing fireman's outfit, the pressure for air bottle of BA and the time conducted by the officer at the fire site ④Duty of the rescue team and the way of carrying the casualty ⑤Commander's ability at the fire location		
6.14.2	Major checking point during Abandon Ship Drill: ①Launch of the survival craft within required time period * preparation for embarking and launching by 2 crews in less than 5 min. (SOLAS III/13.1.3) * Cargo ship : 10 min. for lifeboats and davit-launched liferafts (SOLAS III/31.1.5) * Passenger ship : 30 min. for lifeboats and davit-launched liferafts (SOLAS III/21.1.4) ②Personal belongings for each crew ③Familiarization of the assigned duty for each crew ④Familiarization of the survival craft launching procedure (Commander, Substitute for commander and Bos'n)		
7	Inside of Accommodation		Results [#]
	Item	Checking Point (Test Method)	
7.1	Door with self-closing device	①No holding back ②Working ③Outboard condition(Check fire integrity, repair hole on door)	
7.2	Insulation	①No missing/ omission ②No breakaway	
7.3	Fixed extinguisher system-CO ₂ (Rm)	①Bottle contents(In case of low press. type, also chiller) ②Hydro test date ③Crew familiarity ④Insulation ⑤Safety pin location according to manufacturer's standard ⑥Remote Control Line ⑦Flexible connecting hose(Period of renewal)	
7.4	Fire detector/MCP	①Detector Test ②Audible/Visible alarm ③Fire detector & MCP's distance	
7.5	Isolating valve	①Location ②Moving part  ③Marking	
7.6	Firefighter's outfits	①Separate stowage ②Bottle pressurized date & contents(incl. spare) ③Working ④Belongings ⑤Emergency lights ⑥Familiarization with wearing firefighter's outfits ⑦Visual condition	
7.7	Cable duct	①Check fire integrity ②Check compound in coaming on penetration with control stations/Machinery spaces	
7.8	MLC-related matters	①Clean and hygienic bedding, adequate artificial light, hot and cold running water, suitable and sufficient toilet and showers, etc. ②Provisions on board(Condition of storage/Expiration date & etc.)	
8	Main Deck & Cargo Hold		Results [#]
	Item	Checking Point (Test Method)	
8.1	International shore connection	①Retaining with required items	
8.2	Ventilator	① Closing Device moving/corrosion ②Coaming   ③Vent cover  ** Especially, checking the condition of all fire dampers & ventilators of Ro-Ro ship's cargo holds	

8.3	Air pipe / sounding Pipe	①Coaming(trace of leaking)  ②Floating ball/Rubber packing in head(Overhaul) ③Height	
8.4	Fire main line / Foam line / IGS line/ Fixed CO2 gas pipeline	①Hole/Trace of leaking  ②Corrosion  ③Valve moving ④Patching ⑤Thorough inspection without omission	
8.5	Foam monitors & valves(if installed)	①Moving part working ②Water spray test 	
8.6	Main deck	①Corrosion/Hole  ②No crack ③Paint condition ④Manhole cover and bolt/nut	
8.7	Small hatch	①Weathertightness ②Closing device ③Corrosion/Hole  ④Packing	
8.8	Hatch cover	①Corrosion/Hole  ②Packing ③Weathertightness(Hose Test) ④Working condition(Leaking on working parts)	
8.9	Hatch coaming, stay, stiffener	①Corrosion/Hole  ②Crack	
8.10	Bulwark and handrail	①Corrosion/Hole  ②Crack	
8.11	Cleats for hatch cover	①Corrosion/Hole  ②Socket corrosion ③Clearance(Auto type)	
8.12	Cargo holds – Overall survey	①Corrosion/Hole(Especially under the cross deck) ②Leakage ③Repair by crew(Rewelding or double plates) ④Conner plate	
9	Forecastle Deck		Results [#]
	Item	Checking Point (Test Method)	
9.1	Ventilator	①Closing Device moving/corrosion ②Coaming  ③Vent cover 	
9.2	Air pipe	①Coaming(Trace of leaking)  ②Floating ball/Rubber packing in head(Overhaul) ③Height	
9.3	Small hatch	①Weathertight ②Closing device ③Corrosion/Hole   ④Packing	
9.4	Navigational lights	①Required angle ②No damage	
9.5	Bed plate of windlass/Winch	①Bed plate(Corrosion/hole)  ②Brake pad ③Drum condition	
10	Bosun Store		Results [#]
	Item	Checking Point (Test Method)	
10.1	Hawse pipe	①Corrosion/Hole(Trace of leaking) 	
10.2	Chain locker wall	①Corrosion/Hole 	
10.3	Weather tight door	①Corrosion/Hole  ②Packing ③Closing device ④Weathertight ⑤No penetrating light from outside bosun store	
10.4	Lifejacket	①Lighting ②Ship name/Port of registry ③Condition	
10.5	Immersion suit	①Condition (Glue/Zipper/Sewing parts, detached, sticked, rubber seal status, etc) ②Check type & size(Check match with approval certificate)	
10.6	Dewatering system (if installed)	①Remote control V/V working ②Sensor working	
11	Poop Deck		Results [#]
	Item	Checking Point (Test Method)	
11.1	Navigational lights	①Required angle ②No damage	
11.2	Air pipe	①Coaming(Trace of leaking)  ②Floating ball/Rubber packing in head(Overhaul) ③Height	
11.3	Small hatch	①Weathertight ②Closing device ③Corrosion/Hole   ④Packing	
12	Steering Gear Room & Em'cy Fire Pump Room		Results [#]
	Item	Checking Point (Test Method)	
12.1	Em'cy lighting	①Operating test ②No damage	
12.2	Steering gear	①Oil leakage ②L.O tank & alarm for hyd. pump ③Em'cy steering	
12.3	Em'cy fire pump	①Starting(Several time if possible, instructing the caution of low draft starting. Self ejecting function incl. vacuum pump, check for any leakage) ②Suction pressure  ③Two jets of water(Fore/Bridge)  ④Protection of suction or discharge piping penetrating E/R ⑤Overhauling the exhaust pipe if necessary	
12.4	Insulation	①No Missing/Omission ②No breakaway	

12.5	Door with self-closing device	①No holding back ②Working ③Outboard condition(Check fire integrity, repair hole on door)	
13	Engine Room		Results [#]
	Item	Checking Point (Test Method)	
13.1	Fire detector	①Detector test ②Audible/Visible alarm ③Quantity	
13.2	Portable fire extinguisher	①Contents replacing date ②Working test(Sampling) ③Hydro test date	
13.3	Emergency escape trunk	①Insulation condition(Extension of insulation at intersections & terminal points) <input type="checkbox"/> <input type="checkbox"/> ②Self-closing fire door(Check fire integrity, repair hole on door) ③Em'cy lighting ④Minimum internal dimension of enclosure, at least 800mm X 800mm(Keel laid on or after 2002.07.01)	
13.4	Emergency lighting	①Working test ②No damage	
13.5	Quick closing / Shut-off valve	①Working condition ②Any paralyzing by the bolt and Wood wedge	
13.6	Insulation, lagging	①No missing ② No breakaway/omission ③Hot space insulation (Insulation: High Temp. fuel pipes and fitting connections and steam pipes) ④Permanent repair and/or replacement required for the temporarily repaired areas(Including cemented pipes and/or fitting connections)	
13.7	Jacketed pipe for high pressure fuel	①No missing part ②Drain box alarm	
13.8	Oil filtering equipment	①Operation test of oil filtering equipment(15ppm alarm, auto-stop & etc.) <input type="checkbox"/> <input type="checkbox"/> ②Filter & inner condition ③Use maker's filter & spare filter ④Crew's familiarity for equipment(operating and alarm test) ⑤Close the discharge valve ⑥Shore connection(flange size) ⑦Operation manual posting ⑧Removal of any manual valve on the sampling line	
13.9	Direct line for discharging oily bilge	①To be removed if installed	
13.10	E/Room floor(Cleanliness)	①Bilge Q'ty <input type="checkbox"/> <input type="checkbox"/> ②To be delivered to offshore if excessive ③Oil/water leakage of Main/Aux. machineries(Especially, purifier room) ④No residual and oily rags ⑤No oil leaks from outer surface of welded fuel oil tanks(Pin hole)	
13.11	Sewage equipment	①Level alarm ②Pump operation ③ Crew's familiarity for equipment (Operating and alarm test) ④Air diffuser & circulation line ⑤Confirmation of calculation sheet on sewage discharge ratio ⑥Shore connection(Flange size) ⑦Internal corrosion	
13.12	Incinerator	①Operation Test ②Alarm Test ③Operation manual of manufacturer and training history of PIC(keel laid or installed on or after 2000.01.01)	
13.13	Watch keeping schedules(For ship underway or at port)	①Watch keeping schedules established and posted	
13.14	Familiarization with engine room machinery	①Familiarization with Engine Room machinery(Operations, maintenances and any relevant record)	
13.15	Fixed local fire fighting system	①Working(Auto mode sampling test) ②Self-inspection record ③Familiarization ④Confirm no blind sector(Obstruction)	
13.16	Alarms	①F.O leakage alarm(M/E,G/E) ②M/E oil mist alarm (If fitted) ③Bilge well level alarm, etc	
13.17	Door with self closing device	①No holding back ②Working ③Outboard condition(Check fire integrity, repair hole on door)	
14	Other Space		Results [#]
	Item	Checking Point (Test Method)	
14.1	Paint store	①Fire extinguisher(In case of fixed spray system, operating test) ②Explosion-proof light ③Ventilator ④Insulation(Missing/Omission/Breakaway)	
15	Remark		
	①Confirm the Ship Officers' familiarization with maintenance procedure for safety equipment		
	②Ship crew's familiarization with the Company's Guidance for PSC detention prevention.(Especially, the malfunctioned items shall be notified to PSC authority)		
	③Verification of SMS Manual for SPC Inspection		
	④Careful consideration of Self-Inspection and KR PSC-pre inspection for U.S. and Europe-bound vessels(especially for Korean-flagged ships)		